



UNIVERSITY OF LIFE SCIENCES
"KING MIHAI I" FROM Timisoara
**Multidisciplinary Conference on
Sustainable Development**
25-26 May 2023



"Young people and multidisciplinary
research in applied life sciences"

**PRELIMINARY RESULTS REGARDING THE ANTIBACTERIAL EFFECT OF BIODEGRADABLE
CHITOSAN-BASED FILMS**

**Mariana-Adina MATICA^{1*}, Ramona ALICU³, Timea KELEMEN³, Alexandra NĂSTASIE³, Alexandra
TUDOR³, Gheorghita MENGHIU^{2,3}, Diana-Larisa ROMAN^{2,3}, Vasile OSTAFE²**

¹Department of Chemistry-Biology, Institute for Advanced Environmental Research, West University of Timisoara, 4C Oituz, 300086, Timisoara, Timiș, Romania

²Advanced Environmental Research Laboratories, West University of Timisoara, 4A Oituz, 300086, Timisoara, Timiș, Romania

³Faculty of Chemistry, Biology, Geography, West University of Timisoara, 16 Pestalozzi, 300115 Timisoara, Timiș, Romania

Corresponding author email: mariana.matica@e-uvt.ro

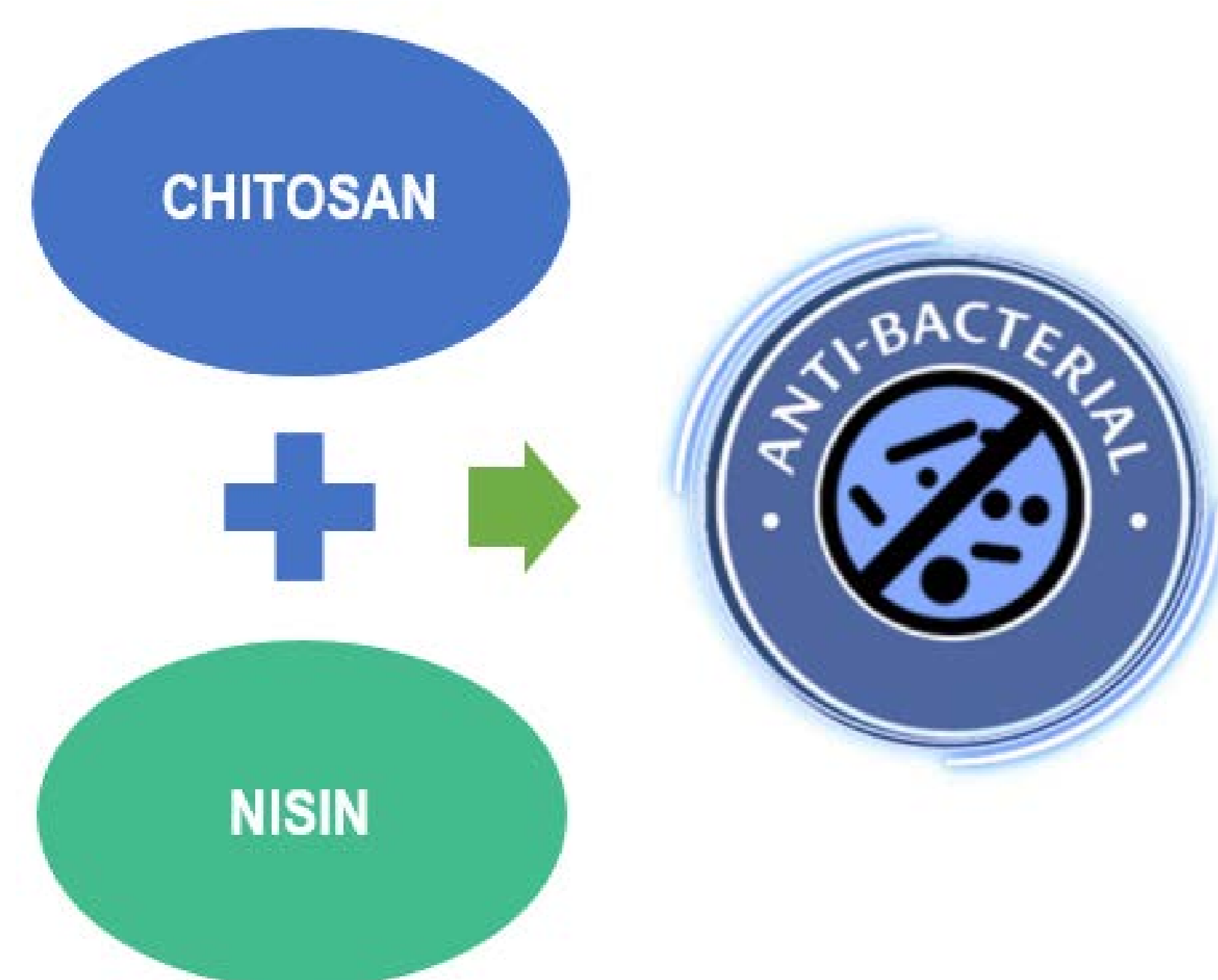
Abstract: Polymeric matrices used for drug-delivery are an emerging tool for biomedical fields, especially when considering the slow release of different drugs. Chitosan is a versatile polymer often used as a matrix for delivering different antibacterial compounds.

• **Introduction**

Chitosan film-forming capacity makes it a suitable polymer for various applications. The use of antimicrobial peptides in order to enhance the pristine antibacterial effect of chitosan led to the development of bioactive materials, biodegradable and biocompatible as well.

• **Material and method**

In this study, we investigated the physico-chemical properties and biodegradability of chitosan-based films as well as the effect of different chitosan-nisin films against Gram-positive and Gram-negative bacteria, correlated with the release of nisin from the polymeric matrix.



• **Results and discussions**

The results obtained showed that chitosan-based films are a suitable matrix for the delivery of nisin (Figure 2), a polycationic antimicrobial peptide intensively used as food preservative, and more recently as an antimicrobial agent in wound healing applications. The mechanical properties of chitosan were enhanced by the addition of glycerol and all polymeric films proved to be biodegradable, losing almost their entire mass after 28 days (Figure 3). Nisin enhanced significantly the antibacterial and antibiofilm activity of chitosan and the effect was dependent on the concentration of the peptide (Table 1).

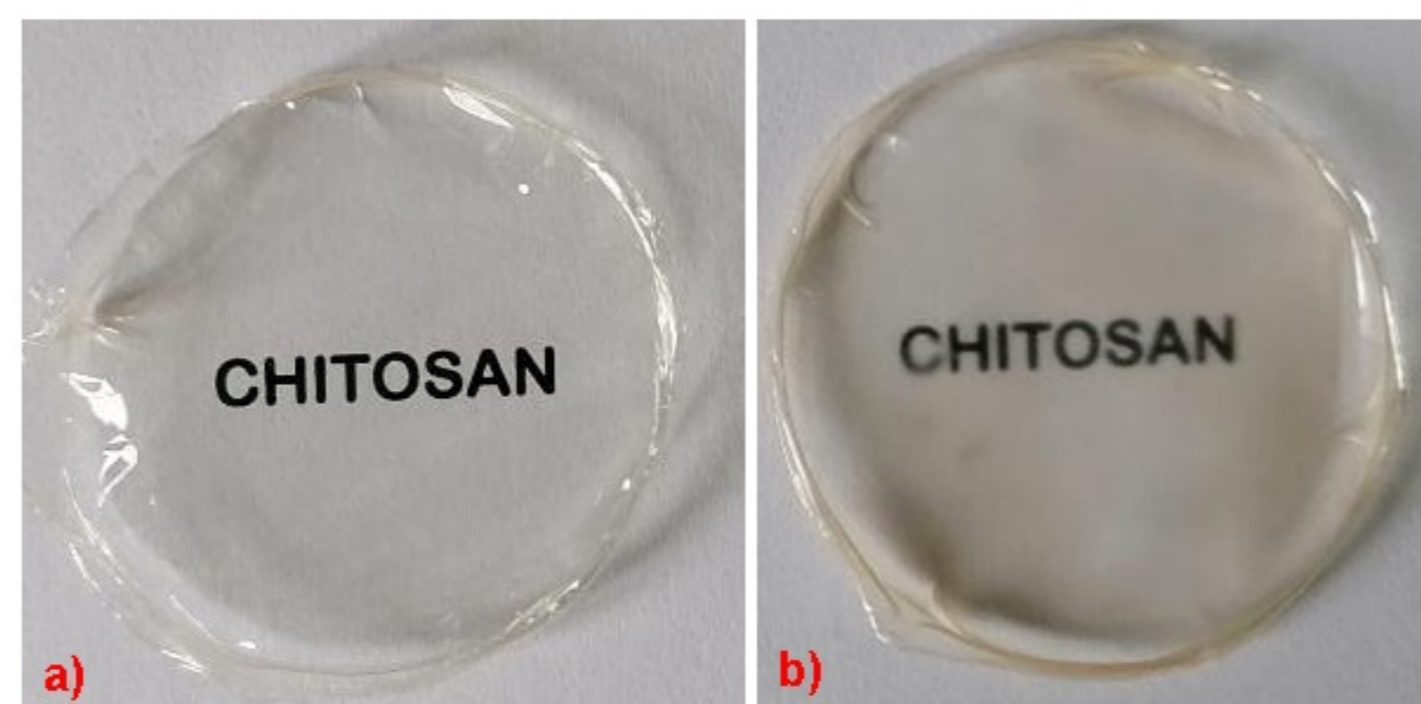


Figure 1. Digital images of the films:
(a) chitosan and (b) chitosan-nisin

Tabel 1. Diameter of inhibition zone
for chitosan and chitosan-nisin films

	Chitosan	Chitosan-nisin
<i>E. coli</i>	8 mm	10 mm
<i>S. aureus</i>	10 mm	15 mm

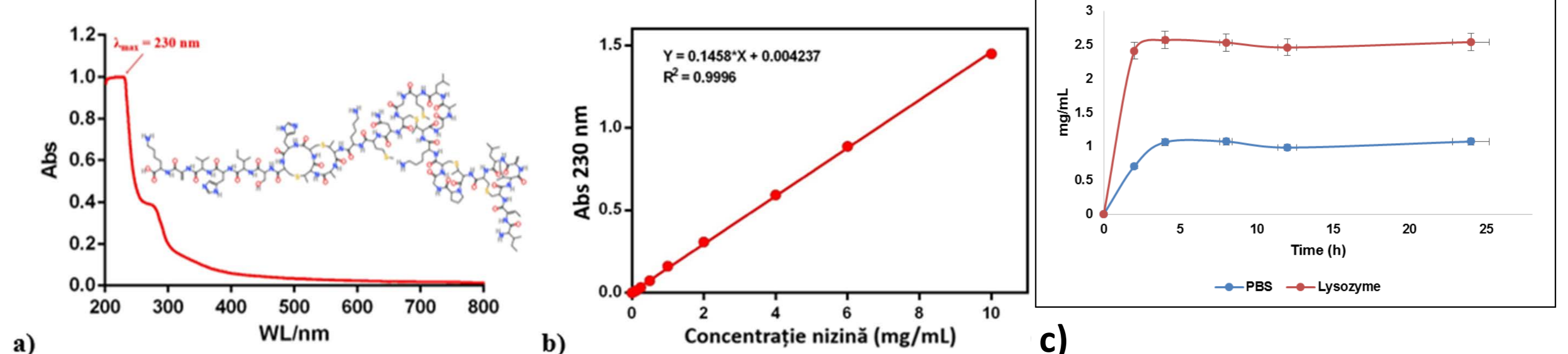


Figure 2. Spectrum (a), calibration curve (b), release of nisin (c)

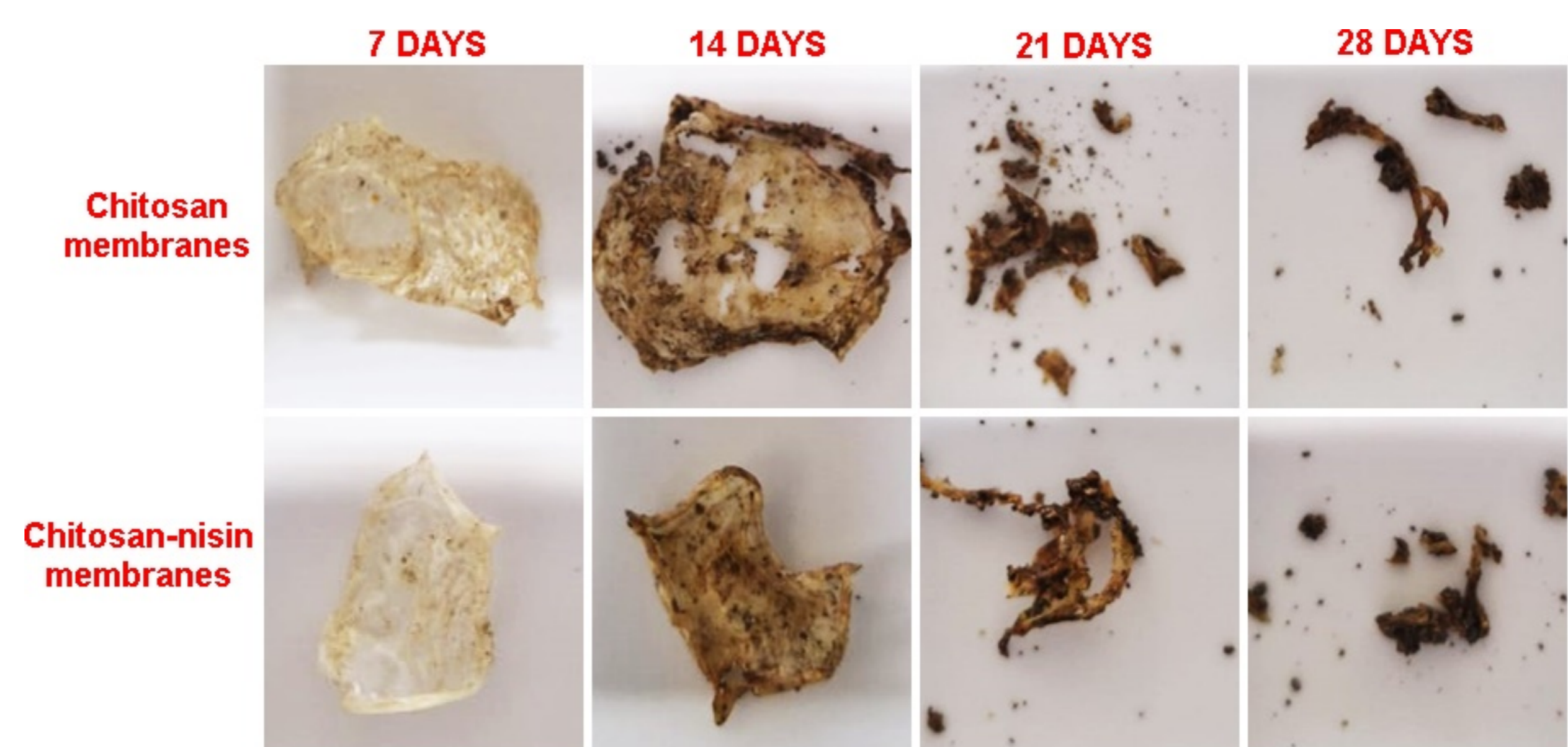


Figure 3. Biodegradability of chitosan and chitosan films

Acknowledgement: This work was supported by the ERA-Net COFASP Project "Biotechnological tools implementation for new wound-healing applications of byproducts from the crustacean seafood processing industry-Chitowound (project no. PN3-P3-284/4/2017 program H2020, financed by the Romanian National Authority for Scientific Research UEFISCDI).

• **Conclusions**

The use of chitosan in biomedical applications offers a safer and environmentally friendly alternative for drug-delivery platform delivery and by the use of nisin, an antimicrobial peptide, we will overcome the main drawback represented by the use of conventional antibiotics, which is the rapid development of antibiotic resistance.